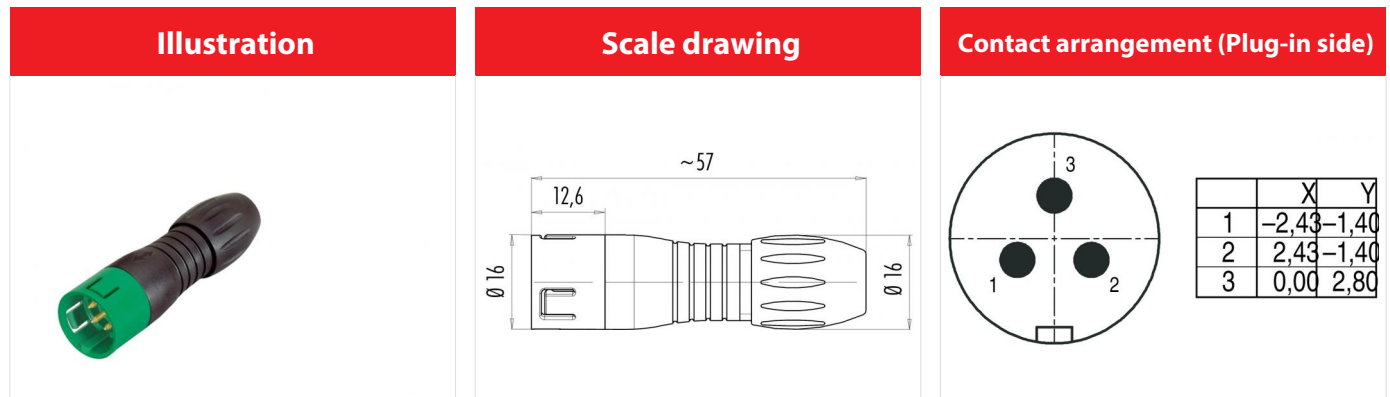


| | |
|---------------------|--------------------------------------------------------------------------------------------------------------|
| Product description | Snap-In IP67 cable connector, Contacts: 3, 4.0 - 6.0 mm, shielding is not possible, solder, IP67, VDE |
| Area | Snap-In IP67 series 720 |
| Order number | 99 9105 70 03 |



You can find the component part drawing and assembly instructions on the next page.

Technical data

General values

| | |
|--------------------------|---------------------------|
| Connector design | cable connector |
| Connector locking system | snap |
| Termination | solder |
| Wire gauge (mm) | max. 0.75 mm ² |
| Wire gauge (AWG) | max. 18 |
| Cable outlet | 4.0 - 6.0 mm |
| Upper limit temperature | 85 °C |
| Lower limit temperature | - 25 °C |
| Customs tariff number | 85369010 |
| Packaging Unit | 100 |

Cable data

| | |
|------------|-----|
| Approval 1 | VDE |
|------------|-----|

Electrical values

| | |
|---------------------------|---------------------------|
| Rated current (40 °C) | 7 A |
| Rated voltage | 250 V |
| Rated impulse voltage | 2500 V |
| Pollution degree | 2 |
| Overvoltage category | II |
| Insulating material group | II |
| Insulation resistance | ≥ 10 ¹⁰ Ω |
| EMC compliance | shielding is not possible |
| Degree of protection | IP67 |
| Mechanical operation | > 500 Mating cycles |

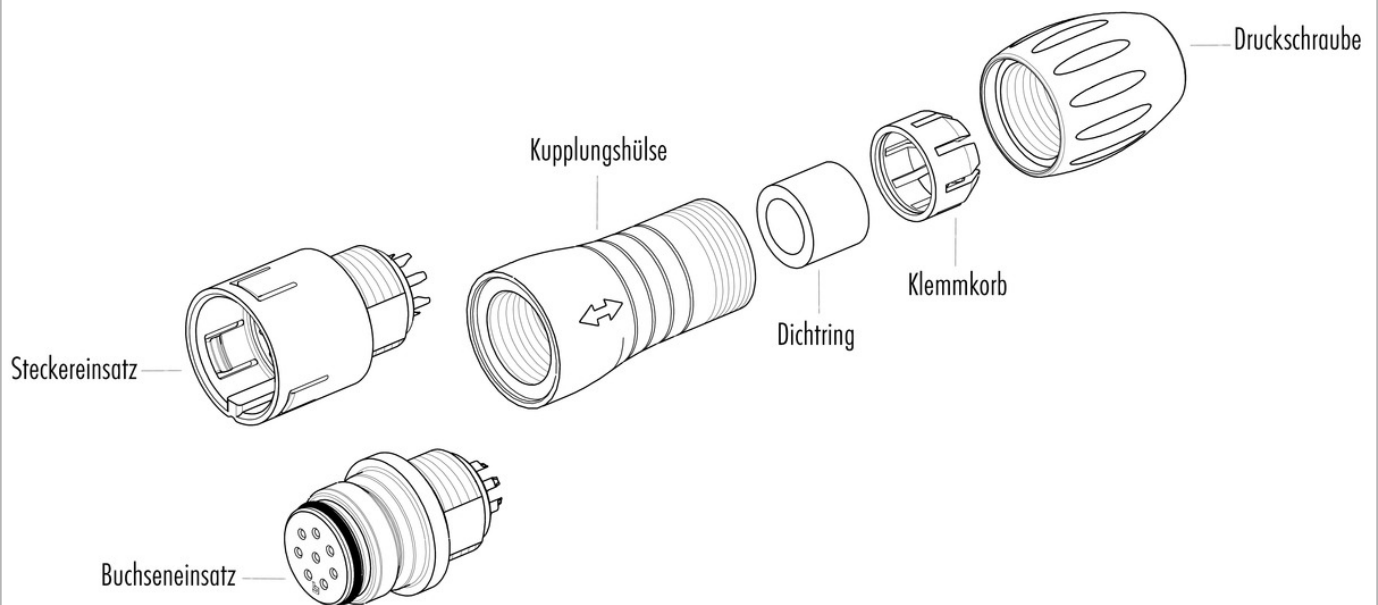
Material

| | |
|-----------------------|-----------------------------------------------------------------|
| Contact material | CuZn (brass) |
| Contact plating | Au (gold) |
| Contact body material | PA (UL94 HB) |
| Housing material | PA |
| REACH SVHC | CAS 96-45-7 (Imidazolidine-2-thione) CAS 7439-92-1 (Lead) |

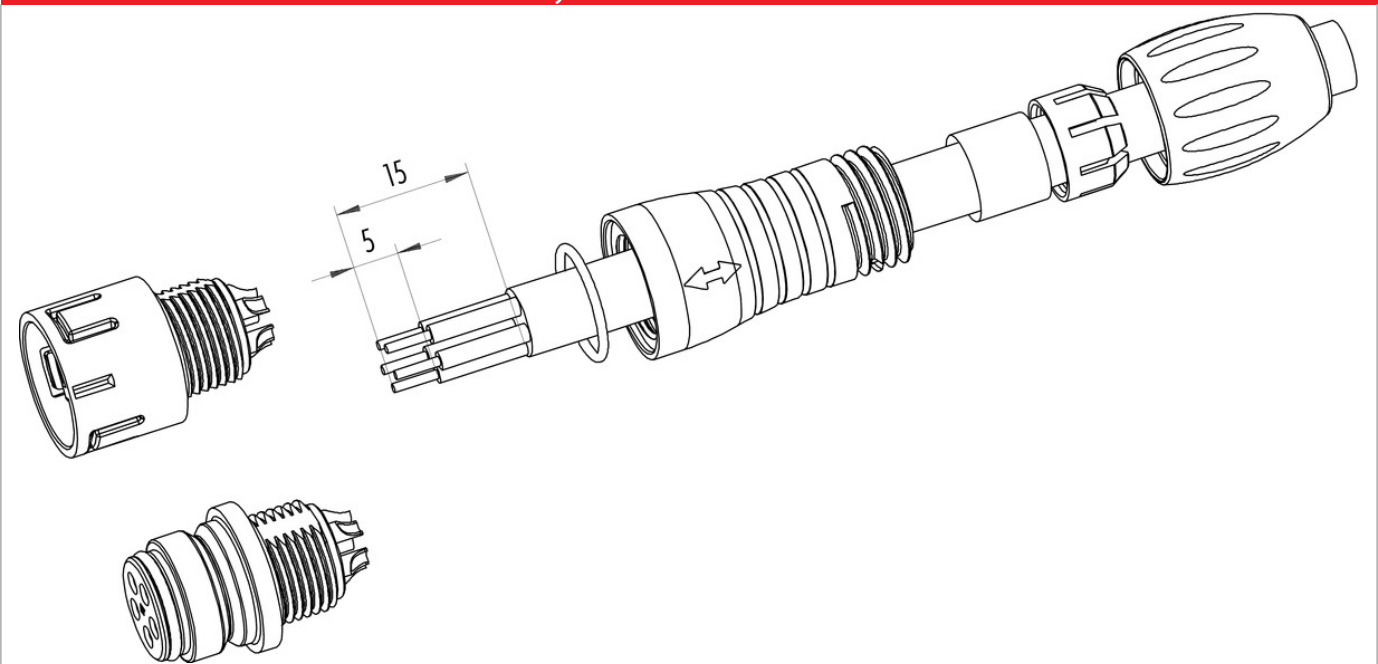
Product description Snap-In IP67 cable connector, Contacts: 3, 4.0 - 6.0 mm, shielding is not possible, solder, IP67, VDE

Area Snap-In IP67 series 720
Order number 99 9105 70 03

Component part drawing



Assembly instructions / Panel cut-out



| | |
|---------------------|--------------------------------------------------------------------------------------------------------------|
| Product description | Snap-In IP67 cable connector, Contacts: 3, 4.0 - 6.0 mm, shielding is not possible, solder, IP67, VDE |
| Area | Snap-In IP67 series 720 |
| Order number | 99 9105 70 03 |

Security notices

The connector must not be connected or separated under load. Non-observance and incorrect use can result in personal injury.

The connectors are designed for use in plant, control system and electrical equipment. The end user is responsible for checking whether the connectors are suitable for use in other applications.

To prevent the connector being opened unintentionally when used in electrical circuits containing hazardous life parts, the thread between the housing and the connector head must be secured using a suitable cyanoacrylate adhesive. This does not apply to connectors used in SELV and PELV circuits according to IEC 61140 (EN 61140, VDE 0140-1).

Connectors used in electrical circuits containing hazardous life parts must only be assembled and used by or under the supervision of persons with the requisite electrotechnical training, taking the applicable regulations and standards into account.

Connectors with degree of protection IP 67 and IP 68 are not suitable for use under water. When used outdoors, the connectors must be separately protected against corrosion. For further information about IP degrees of protection refer to 'Technical support' in the Download Centre.